



Image Courtesy of MANICA Architecture. All Rights Reserved.

Impact Summary

Las Vegas Stadium | Development and Operations

Project Highlights

- Development and operations of a world-class stadium suitable for a National Football League (NFL) team and a collegiate team within a Power Five athletic conference
- Total project cost (subject to material revision):
 - Construction costs: \$1,325 Million
 - Land, infrastructure, site costs: 375 Million
 - Practice facility: 100 Million
 - Contingency: 100 Million
 - Total (a): \$1,900 Million
- Funding sources (subject to material revision):
 - Team investment (b): \$500 Million
 - Public investment (c): 750 Million
 - Private investment: 650 Million
 - Total: \$1,900 Million

Economic Summary

Annual Economic Impact (Output):	\$620 Million
Annual Incremental Visitors:	450,000
Annual Incremental Room Nights:	708,400
Construction Employment:	18,711
Permanent Jobs (Incremental):	5,982
Avg. Annual Wage of New Jobs:	\$38,500

Fiscal (Revenue) Summary

State General Fund Revenue:	\$12.5 Million
Local Government Revenue:	\$22.5 Million
Total Fiscal (Revenue) Impacts:	\$35.0 Million
Education Funding (State & Local):	\$13.4 Million

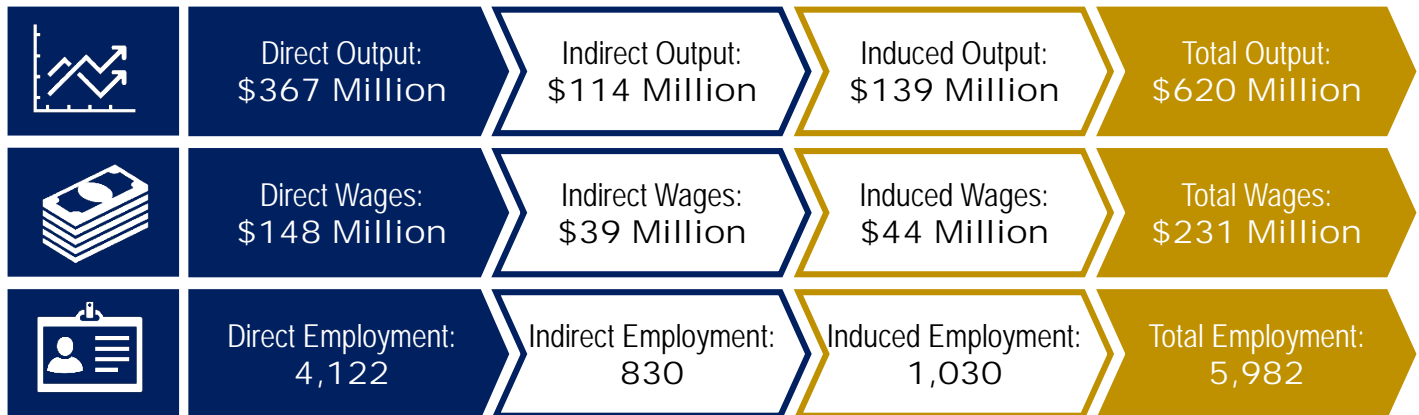


(a) Sourced to August 25, 2106 SNTIC meeting presentation.
 (b) Sourced to debt financing, personal seat license (PSL) funding and NFL G-4 program.
 (c) Sourced to a proposed 0.88% room tax increase (equates to 39 percent of total funding).

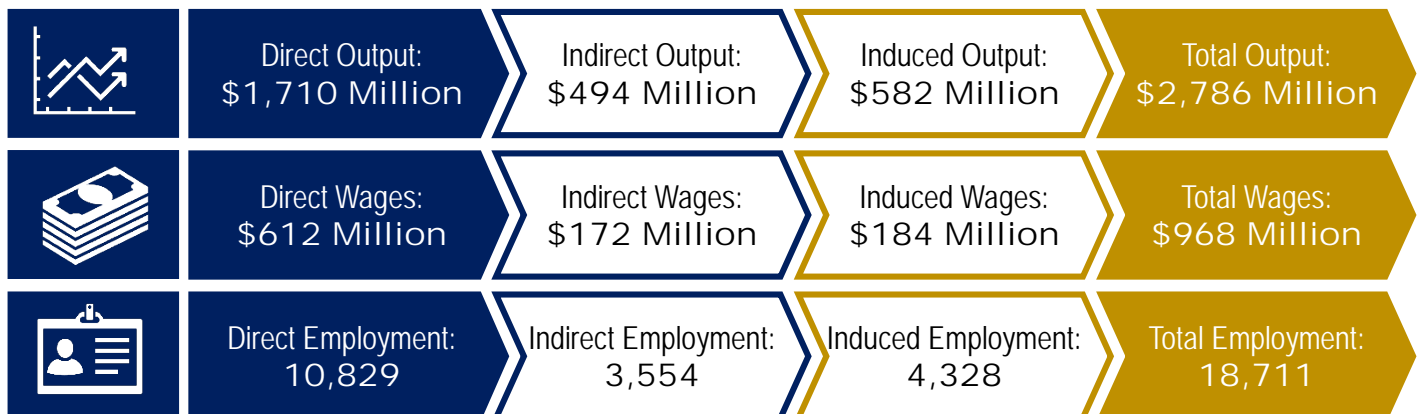
Impact Summary

Las Vegas Stadium | Development and Operations

Economic Impacts (Recurring Annual Impacts During Operations)

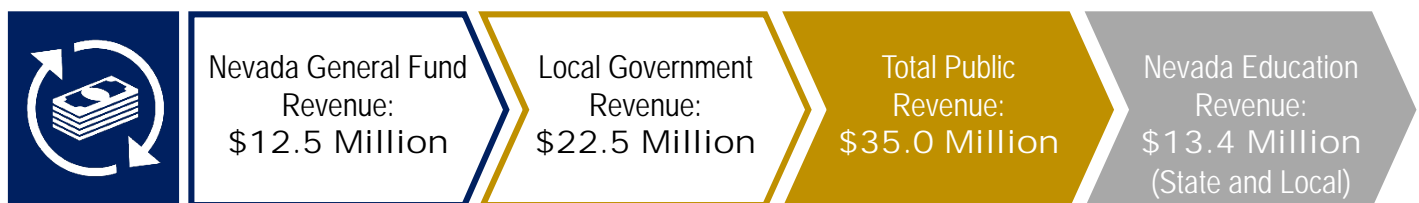


Economic Impacts (One-Time Impacts During Construction)



Notes: Employment impacts during the construction phase are stated in person-years of employment (i.e., one person employed full time for a year). Direct impacts are estimated based on 90 percent of the total investment of \$1.9 billion to account for land acquisition and other costs.

Fiscal (Public Revenue) Impacts (Recurring Annual During Operations)



Economic impacts are sourced to IMPLAN, an input-output model that utilizes complex economic equations to explain how the "outputs" of one industry become the "inputs" of others, and vice versa. This relationship is sometimes referred to as the "multiplier effect," illustrating how changes in one sector of the economy can affect other sectors. Input-output models, as is the case with all econometric models, are not without their limitations; the statistical model used in this analysis, IMPLAN, for example, assumes that capital and labor are used in fixed proportions. Fiscal impacts were quantified for the largest categories sourced to new consumer spending and potentially lost spending. Fiscal impacts are only estimated on direct spending to avoid double counting.

